

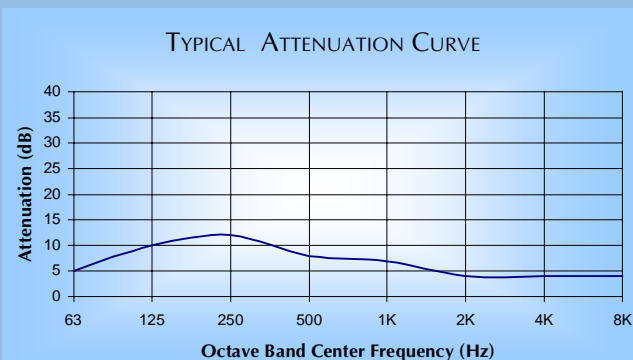
PRODUCT SPECIFICATIONS

PROGENTEX VPSI Grade I series of air/liquid intake separators are designed for vacuum applications requiring non-critical noise attenuation (5-10 dB). Our design configuration incorporates a tangential-side inlet, top air outlet and bottom liquid drain to centrifugally remove process liquid from airflow prior to entering the vacuum pump. This configuration enables our VPSI Grade I series to effectively eliminate 90% of free liquid.

Note: A drain pump or barometric leg is required to evacuate process liquid from the separator tank.

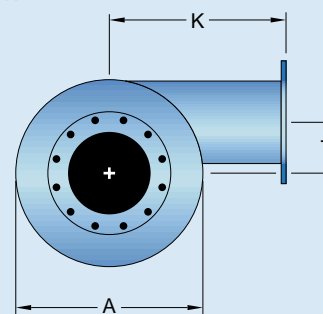
APPLICATIONS INCLUDE:

- Liquid-Ring Vacuum Pumps
- Liquid-Sealed Rotary Positive Blowers

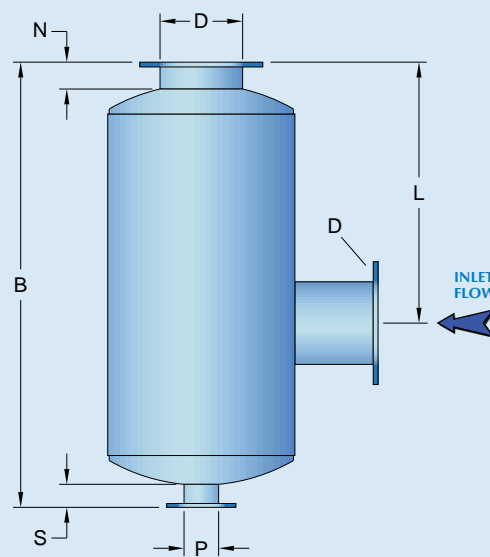


COMPETITIVE CROSS-REFERENCE			
	BURGESS-MANNING	UNIVERSAL SILENCER	VANEC
GROUP	WVK	RWSI	181
SERIES	WVK-T	RWSI	181

TOP VIEW



SIDE VIEW



VPSI GRADE I

DIMENSIONS, WEIGHTS & CAPACITIES

MODEL	D (NOM.)	A	B	N	S	L	K	T	P (NOM.)	WEIGHT	RATED CAPACITY	
											AIR/GAS (ACFM)	LIQUID (GPM)
VPSI-4 GRADE I	4	12	26	3	3	15	11	3 3/4	2	65	530	35
VPSI-5 GRADE I	5	16	31	3	3	18	14 1/4	5 3/16	2 1/2	110	830	55
VPSI-6 GRADE I	6	18	36	3	3	21	15 1/2	5 11/16	3	130	1,200	80
VPSI-8 GRADE I	8	22	46	3 1/2	3	27	18	6 11/16	3 1/2	185	2,100	150
VPSI-10 GRADE I	10	24	58	3 1/2	3	34	23	6 5/8	4	295	3,300	200
VPSI-12 GRADE I	12	30	68	3 1/2	3	40	25 1/2	8 5/8	5	470	4,700	300
VPSI-14 GRADE I	14	36	78	3 1/2	3	46	28	11	6	710	6,000	400
VPSI-16 GRADE I	16	42	88	3 1/2	3	52	28	13	6	1,060	7,800	500
VPSI-18 GRADE I	18	42	98	3 1/2	3 1/2	58	30 1/2	12	8	1,205	10,000	600
VPSI-20 GRADE I	20	48	108	4 1/2	3 1/2	64	33	14	8	1,525	12,000	800
VPSI-22 GRADE I	22	54	120	4 1/2	3 1/2	71	35	16	8	1,830	15,000	1,000
VPSI-24 GRADE I	24	60	130	4 1/2	3 1/2	77	38	18	10	2,680	18,000	1,200
VPSI-26 GRADE I	26	66	140	4 1/2	3 1/2	83	40 1/2	20	10	3,025	21,000	1,400
VPSI-28 GRADE I	28	72	150	4 1/2	3 1/2	89	43	22	10	3,610	24,000	1,600
VPSI-30 GRADE I	30	78	160	4 1/2	3 1/2	95	45 1/2	24	10	5,035	28,000	1,800

1) Sizes 4" - 30": Standard 125/150# ANSI drilled plate flange inlet, discharge and liquid drain (P) connections.

2) Air/gas capacity refers to maximum ACFM at vacuum (blower inlet).

3) If maximum gas flow is not exceeded for a given size, liquid GPM may exceed capacity shown, up to the capacity of the next larger separator.

Mounting brackets, special finishes, relief connections and other options are available - contact ProGENTEX with requirements.

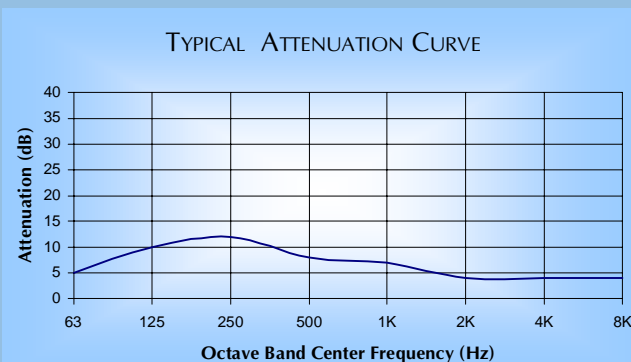
PRODUCT SPECIFICATIONS

PROGENTEX VPSI Grade II series of air/liquid intake separators are designed for vacuum applications requiring non-critical noise attenuation (5-10 dB). Our design configuration incorporates a tangential-side transitioned inlet, top air outlet and bottom liquid drain to centrifugally remove process liquid from airflow prior to entering the vacuum pump. This configuration enables our VPSI Grade II series to effectively eliminate 99% of free liquid.

Note: A drain pump or barometric leg is required to evacuate process liquid from the separator tank.

APPLICATIONS INCLUDE:

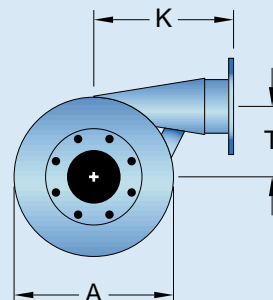
- Liquid-Ring Vacuum Pumps
- Liquid-Sealed Rotary Positive Blowers



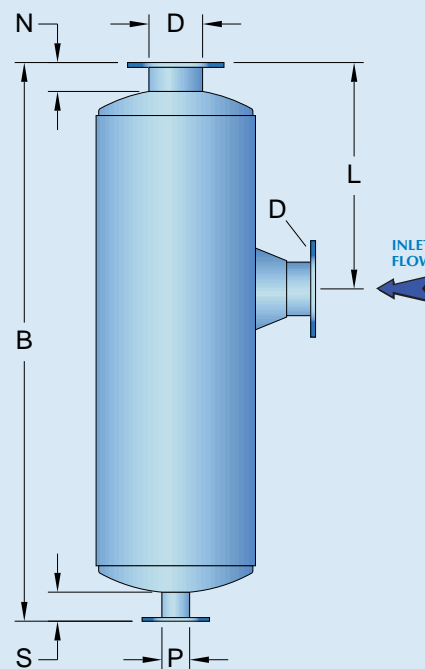
COMPETITIVE CROSS-REFERENCE

	BURGESS-MANNING	UNIVERSAL SILENCER	VANEC
GROUP	WSV	RWVS	---
SERIES	WSV-T	RWVS	---

TOP VIEW



SIDE VIEW



VPSI GRADE II

DIMENSIONS, WEIGHTS & CAPACITIES

MODEL	D (NOM.)	A	B	N	S	L	K	T	P (NOM.)	WEIGHT	RATED CAPACITY		
											AIR/GAS (ACFM)	LIQUID (GPM)	
VPSI-4 GRADE II	4	12	52	3	3	19 1/2	13 1/2	5 5/8	2	105	530	35	
VPSI-5 GRADE II	5	16	58	3	3	23 1/2	14 1/2	7 1/8	2 1/2	145	830	55	
VPSI-6 GRADE II	6	18	66	3	3	30	18	8	3	195	1,200	80	
VPSI-8 GRADE II	8	22	78	3 1/2	3	36	21 1/2	9 3/4	3 1/2	280	2,100	150	
VPSI-10 GRADE II	10	24	85	3 1/2	3	37	26	10 1/2	4	435	3,300	200	
VPSI-12 GRADE II	12	30	97	3 1/2	3	45	31 1/2	13 1/4	5	755	4,700	300	
VPSI-14 GRADE II	14	36	105	3 1/2	3	47	36 1/2	16	6	1,025	6,000	400	
VPSI-16 GRADE II	16	42	114	3 1/2	3	50	41 1/2	18 9/16	6	1,605	7,800	500	
VPSI-18 GRADE II	18	42	135	3 1/2	3 1/2	68	47	18 7/16	8	1,905	10,000	600	
VPSI-20 GRADE II	20	48	138	4 1/2	3 1/2	66	52	21 1/8	8	2,325	12,000	800	
VPSI-22 GRADE II	22	54	149	4 1/2	3 1/2	70	57	23 7/8	10	2,800	15,000	1,000	
VPSI-24 GRADE II	24	60	158	4 1/2	3 1/2	74	62	26 5/8	10	3,785	18,000	1,200	
VPSI-26 GRADE II	26											21,000	1,400
VPSI-28 GRADE II	28	SIZES 26" AND UP: CONTACT ProGENTEX FOR DETAILS										24,000	1,600
VPSI-30 GRADE II	30											28,000	1,800

- 1) Sizes 4" - 30": Standard 125/150# ANSI drilled plate flange inlet, discharge and liquid drain (P) connections.
 - 2) Air/gas capacity refers to maximum ACFM at vacuum (blower inlet).
 - 3) If maximum gas flow is not exceeded for a given size, liquid GPM may exceed capacity shown, up to the capacity of the next larger separator.
- Mounting brackets, special finishes, relief connections and other options are available - contact ProGENTEX with requirements.**

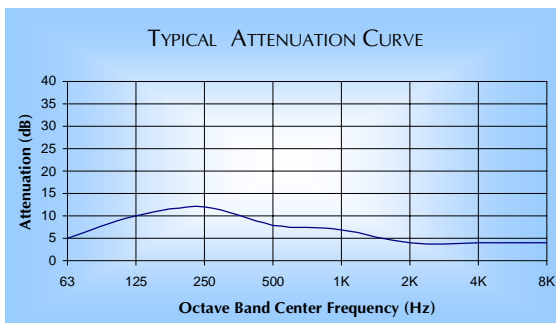
PRODUCT SPECIFICATIONS

PROGENTEX VPS Grade I series of air/liquid discharge separators are designed for atmospheric applications requiring non-critical noise attenuation (5-10 dB). Our design configuration incorporates a tangential-side transitioned inlet, top air outlet and bottom or low-side liquid drain to centrifugally remove process and sealing liquid from airflow before discharging to atmosphere. This configuration enables our VPS Grade I series to effectively remove 99% of free liquid.

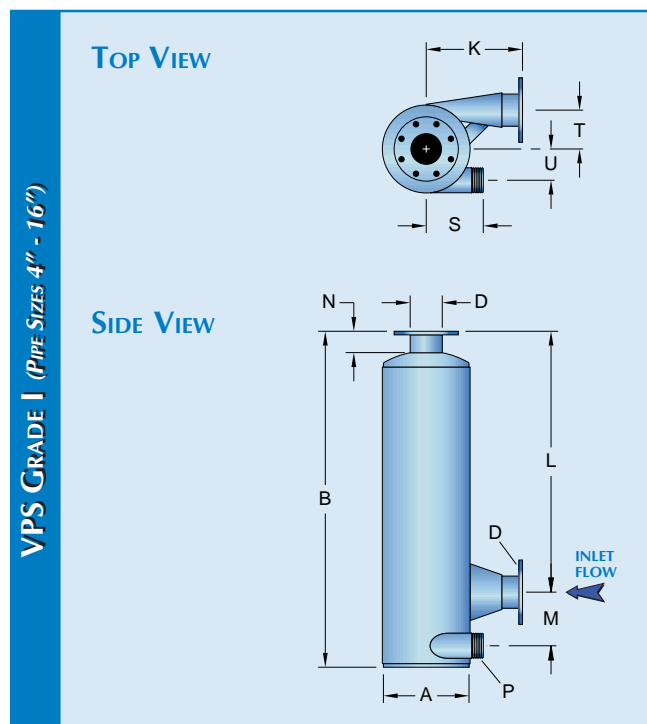
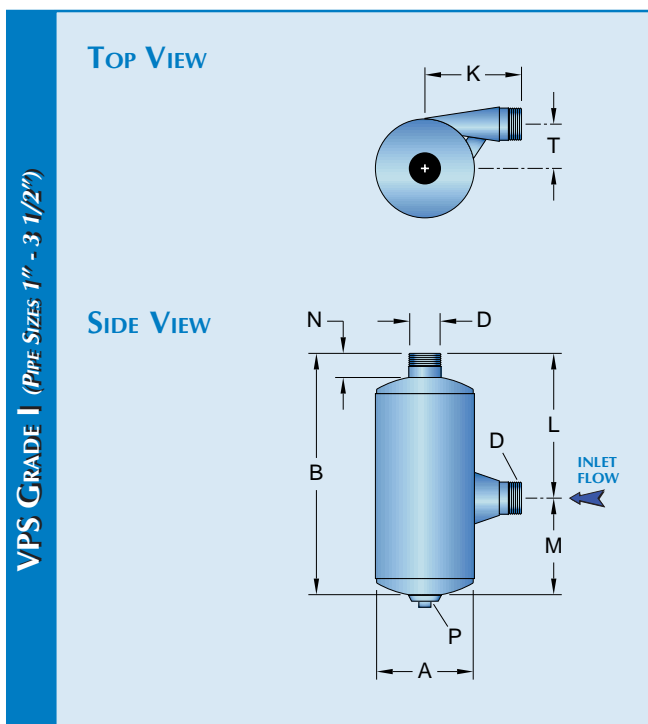
Note: A drain pump or barometric leg is required to evacuate process and sealing liquid from the separator tank.

APPLICATIONS INCLUDE:

- Liquid-Ring Vacuum Pumps
- Liquid-Sealed Rotary Positive Blowers



COMPETITIVE CROSS-REFERENCE			
	BURGESS-MANNING	UNIVERSAL SILENCER	VANEC
GROUP	WSS	RVCS	171
SERIES	WSS	RVCS	171



DIMENSIONS AND WEIGHTS

MODEL	D (NOM.)	A	B	N	L	M	K	S	T	U	P (NOM.)	WEIGHT
VPS-1 GRADE I	1	4 1/2	14	2	8 3/4	5 1/4	6	-	2 3/32	-	1	10
VPS-1 1/4 GRADE I	1 1/4	4 1/2	14	2	8	6	6	-	2 1/16	-	1	10
VPS-1 1/2 GRADE I	1 1/2	6	17	2	10	7	7	-	2 3/4	-	1 1/2	15
VPS-2 GRADE I	2	8	22	3	13	9	9	-	3 11/16	-	2	25
VPS-2 1/2 GRADE I	2 1/2	10	24	3	14	10	10	-	4 5/8	-	2	40
VPS-3 GRADE I	3	10	26	3	15	11	11	-	4 9/16	-	2 1/2	50
VPS-3 1/2 GRADE I	3 1/2	12	30	3	18	12	12	-	5 1/2	-	2 1/2	65
VPS-4 GRADE I	4	12	29	3	18 1/2	8	13 1/2	8	5 7/16	4 3/8	3	100
VPS-5 GRADE I	5	16	35	3	21 1/2	10 1/2	14 1/2	9	7 5/16	6 3/8	3	145
VPS-6 GRADE I	6	18	42	3	27	12	18	10	8 3/16	7 3/8	3	165
VPS-8 GRADE I	8	22	52	3 1/2	32	17	21 1/2	12	9 15/16	9 1/2	3	270
VPS-10 GRADE I	10	24	56	3 1/2	32	21	26	13	10 11/16	10 1/2	3	440
VPS-12 GRADE I	12	30	69	3 1/2	40 1/2	25	31 1/2	16	13 7/16	13	4	1,250
VPS-14 GRADE I	14	36	75	3 1/2	43	28 1/2	36 1/2	19	16 1/4	16	4	1,400
VPS-16 GRADE I	16	42	88	3 1/2	52	32 1/2	41 1/2	22	18 7/8	19	4	1,890

1) Sizes 1" - 3 1/2": Standard MNPT inlet and discharge connections and include a tank flange liquid drain (P).
 2) Sizes 4" - 16": Standard 125/150# ANSI drilled plate flange inlet and discharge connections and include a MNPT liquid drain (P).
Mounting brackets, special finishes, relief connections and other options are available - contact ProGENTEX with requirements.

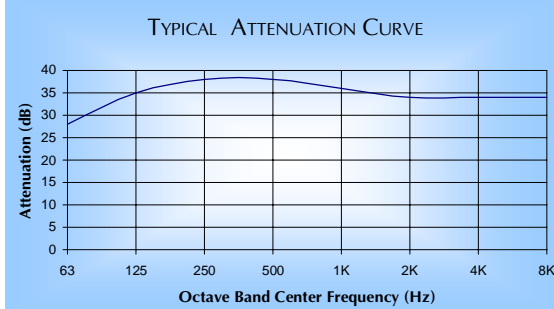
PRODUCT SPECIFICATIONS

PROGENTEX VPSS Grade II series of air/liquid discharge separator/silencers are designed for atmospheric applications requiring suburban/residential noise attenuation (30-35 dB). Our design configuration incorporates a tangential-side transitioned inlet, top air outlet and low-side liquid drain to centrifugally remove process and sealing liquid from airflow before discharging to atmosphere. This configuration enables our VPSS Grade II series to effectively remove 99% of free liquid.

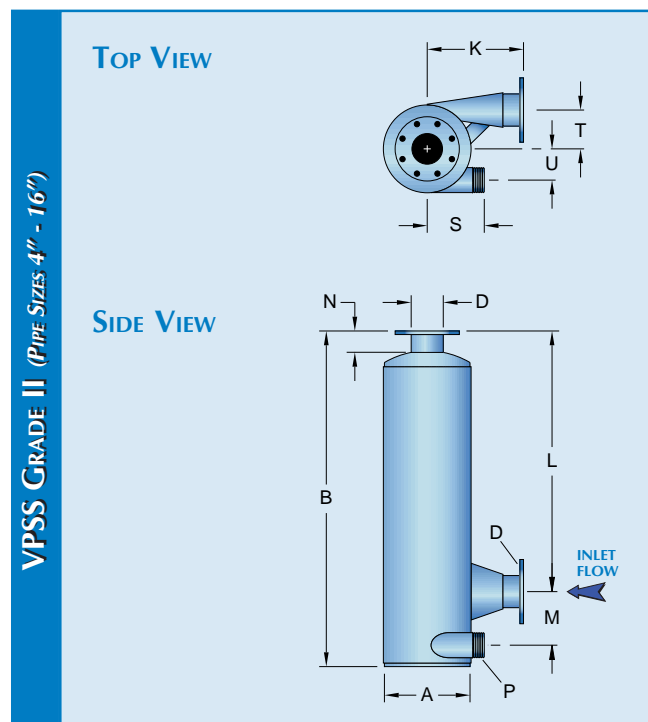
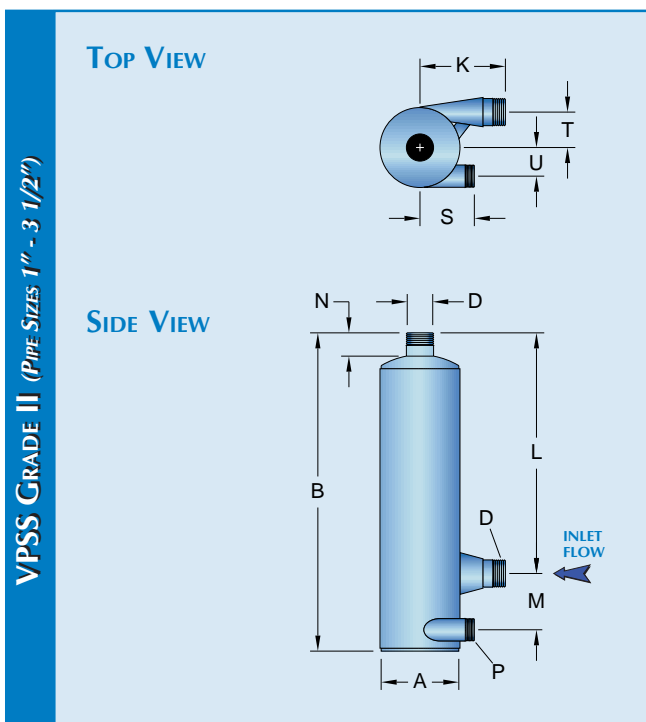
Note: A drain pump or barometric leg is required to evacuate process and sealing liquid from the separator tank.

APPLICATIONS INCLUDE:

- Liquid-Ring Vacuum Pumps
- Liquid-Sealed Rotary Positive Blowers



COMPETITIVE CROSS-REFERENCE			
	BURGESS-MANNING	UNIVERSAL SILENCER	VANEC
GROUP	WSDA	RVRS	175
SERIES	WSDA	RVRS	175



DIMENSIONS AND WEIGHTS

MODEL	D (NOM.)	A	B	N	L	M	K	S	T	U	P (NOM.)	WEIGHT
VPSS-1 GRADE II	1	4 1/2	20 3/4	2	15 1/2	3 3/4	6	3 1/4	2 1/16	1 11/16	1	15
VPSS-1 1/4 GRADE II	1 1/4	4 1/2	20 3/4	2	14 3/4	4 1/2	6	3 1/4	2 1/16	1 11/16	1	15
VPSS-1 1/2 GRADE II	1 1/2	6	25	2	19	4 1/8	7	4	2 3/4	2 3/16	1 1/2	25
VPSS-2 GRADE II	2	8	32 7/8	3	25	5 1/2	9	5	3 11/16	2 15/16	2	40
VPSS-2 1/2 GRADE II	2 1/2	10	35 1/2	3	26	7	10	6	4 5/8	3 15/16	2	65
VPSS-3 GRADE II	3	10	41	3	31	7 1/4	11	7	4 9/16	3 11/16	2 1/2	80
VPSS-3 1/2 GRADE II	3 1/2	12	44 5/8	3	33	8 7/8	12	7	5 1/2	4 11/16	2 1/2	100
VPSS-4 GRADE II	4	12	47	3	36 1/2	7 1/2	13 1/2	8	5 7/16	4 3/8	3	125
VPSS-5 GRADE II	5	16	59 1/2	3	47	9	14 1/2	9	7 5/16	6 1/2	3	200
VPSS-6 GRADE II	6	18	71 3/4	3	57	11 1/2	18	10	8 3/16	7 7/16	3	280
VPSS-8 GRADE II	8	22	90 1/4	3 1/2	71	16	21 1/2	12	9 15/16	9 1/2	3	455
VPSS-10 GRADE II	10	24	103 1/4	3 1/2	80	19 1/2	26	13	10 11/16	10 1/2	3	760
VPSS-12 GRADE II	12	30	128 1/2	3 1/2	101	23	31 1/2	16	13 7/16	13	4	1,165
VPSS-14 GRADE II	14	36	141 1/4	3 1/2	109 1/4	27	36 1/2	19	16 1/4	16	4	2,900
VPSS-16 GRADE II	16	42	154 1/4	3 1/2	118 1/4	31	41 1/2	22	18 7/8	19	4	3,900

1) Sizes 1" - 3 1/2": Standard MNPT inlet, discharge and liquid drain (P) connections.

2) Sizes 4" - 16": Standard 125/150# ANSI drilled plate flange inlet and discharge connections and include a MNPT liquid drain (P).

Mounting brackets, special finishes, relief connections and other options are available - contact ProGENTEX with requirements.